



ADORN *and* ADORE

Setting Up Our Family Christmas Tree Party



Begin a new family tradition:

As the year comes to a close, we all desire a Christmas season full of wonder, miracles, peace, and joy. The truth is that we can't prepare for it, we can't make it, we can't buy it.

A joyful, peaceful, wonder-ful Christmas is only found when we gather around the miracle of Christ's family tree. It truly is the source of all real joy, peace and wonder.

"If we want our Christmas tree to really stand wondrous and full of meaning, the tree we really need to understand and be astonished by is Christ's family tree."

- Ann Voskamp

This pack is designed to help you as a family take a moment, as you adorn your family Christmas tree, to dedicate this season of Advent to the adoration of Christ. As we spend the Christmas season focusing on Jesus, we help our lovely ones get excited about the Greatest Gift they've every received: Jesus!

As you plan and host your *Adorn & Adore: Setting Up Our Family Christmas Tree Party*, we pray that it will be both a dawn and a door - a beginning and an entry point - into a season of fresh discovery of God's gifts and presence evident every day, in every season.

INCLUDED IN THIS PACK:

- Planning checklist for preparing and hosting
 - Invitations
 - Signs & decorations
- Homemade Rocky Road Popcorn recipe
- Adorn & Adore box instructions
(including a family prayer for gathering around the tree)



ADORN *and* ADORE

Planning Checklist



Before the party:

1. Print invitations and personalise them with your party details plus the invitees' names. Distribute these to your family members, plus anyone outside of your household you'd like to invite.
2. Print out the resources in this pack:
 - a. Printable bunting
 - b. Sign for your box of tree ornaments and decorations
 - c. Family Prayer for gathering around your Christmas tree (*enough copies for everyone*)
 - d. Tag for your Adorn & Adore box
3. Gather supplies needed:
 - a. Your family Christmas tree and ornaments, twinkly lights, etc.
 - b. Supplies for your Adorn & Adore box (*see page 12 for suggestions and ideas*)
 - c. Ingredients to make Homemade Rocky Road popcorn (*or another treat your family would enjoy*)

For the party:

1. Hang up bunting and decorate (*decorate as much or as little as you'd like*)
2. Prepare your Adorn & Adore box (*see page 12 for instructions*)
3. Prepare and lay out some sweet treats, ie. the Rocky Road popcorn and/or whatever else you've planned
4. Set up the bare Christmas tree and attach the printed sign to your box of tree ornaments

At the party:

Serve sweet treats, play some Christmas music (*can we suggest this playlist?!*), open your Adorn & Adore box, decorate your family Christmas tree, read the Family Prayer together, and share in the excitement of Christmas when we remember the story of Jesus' birth, and our birth into His family tree.





ADORN *and* ADORE

Invitation



print, cut out, add the party details and deliver to your family members & other guests



YOU'RE INVITED

Setting Up Our Family Christmas Tree Party



"If we want our Christmas tree to really stand wondrous and full of meaning, the tree we really need to understand and be astonished by is Christ's family tree." - Ann Voskamp



ADORN *and* ADORE

Printable Banner







Instructions for making your own party bunting:



Print the next five pages and then cut around each shape.
Punch holes in the top corners of each, then thread a long piece of twine,
string or thin ribbon through the holes.





Hang your bunting somewhere it will be seen by everyone at the party,
perhaps alongside your Christmas tree,
You might also like to add a strand of twinkly lights and/or other garland, ribbon, etc.













As we

ADORN

our Family Christmas tree,

may it become our reminder to linger,

*and to **ADORE** Christ.*



Rocky Road Popcorn Recipe



Ingredients:

popcorn, dark chocolate, marshmallows
plus any extras you have on hand/would like to include:
dried fruit (eg. cranberries, apricots, cherries)
nuts (eg. almonds, peanuts, cashews)
jelly lollies

Method:

Pop your popcorn (in the microwave or machine, or on the stove!).
Cut up your marshmallows and any other extras into small bite size pieces.
Melt your dark chocolate.
Mix everything up in a large bowl, then pop in a lined tray.
Put in the fridge to set. When firm, break up into bite size pieces.
Store in an air-tight container in the fridge.



The story of Christ's family tree, from the Beginning to Bethlehem, is a rocky road, full of cheaters and deceivers, fighting families, the brokenhearted and overlooked. It's a long story of a family who had fallen away from God... but God had a plan!

"Like a branch that sprouts from a stump, someone from David's family will someday be king. The Spirit of the Lord will be with him to give him understanding, wisdom, and insight. He will be powerful, and he will know and honour the Lord."

Isaiah 11:1-2

Make this sweet treat and share it as a reminder of this story, the story of the Beginning to Bethlehem. A story not just of Christ's family tree but also of our miraculous birth into Christ's family tree.



ADORN *and* ADORE BOX



Fill a box (or bag) with these special items for your

Setting Up Our Family Christmas Tree Party.

Once you're all together, open up the box and begin *adorning* your tree, inviting it to be your reminder of Christ's family tree. When we allow ourselves to be filled with wonder at our miraculous birth into the family of Christ, we can't help but come and *adore* Him!

Here are some ideas of things you can include in your Adorn & Adore box:

- A printed copy of the *Family Prayer for Gathering around the Tree* for each person
- A new family ornament for your Christmas tree
 - An advent calendar
- A new or favourite book telling the story of the birth of Jesus
- A candle to light as part of your gathering, and throughout Advent
 - Christmas Pyjamas for your kiddos
- Jesse Tree ornaments to assemble and add to the tree
(these printable ones from Scripture Union are beautiful!)





FAMILY PRAYER

for gathering around our Christmas tree

Leader:

Loving God, we gather as a family here around our Christmas tree.

Made up of crooked branches, spiky pine leaves and shiny ornaments.

All:

May this little tree remind us this Advent of Christ's family tree.

A family tree much like our own, full of love that has brought us here today, and hurt that has pulled us from You.

We have failed each other and we have failed you, and yet,

You did the impossible – from a fallen family tree came new growth, sprouting hope.

Christ's own messy, rotten family tree birthed Immanuel, God with us.

As tiny and quiet as a new sprout, You came, a tiny baby, reaching out to give us a hug.

This Christmas, we will tell the story of Jesus' birth and celebrate that this is our story too – the story of our birth into Your family, the family of Christ. Amen.



FAMILY PRAYER

for gathering around our Christmas tree

Leader:

Loving God, we gather as a family here around our Christmas tree.

Made up of crooked branches, spiky pine leaves and shiny ornaments.

All:

May this little tree remind us this Advent of Christ's family tree.

A family tree much like our own, full of love that has brought us here today, and hurt that has pulled us from You.

We have failed each other and we have failed you, and yet,

You did the impossible – from a fallen family tree came new growth, sprouting hope.

Christ's own messy, rotten family tree birthed Immanuel, God with us.

As tiny and quiet as a new sprout, You came, a tiny baby, reaching out to give us a hug.

This Christmas, we will tell the story of Jesus' birth and celebrate that this is our story too – the story of our birth into Your family, the family of Christ. Amen.

Print and cut a copy of this prayer for each person at the party, and pop inside your Adorn and Adore box. Designate a leader, and then say it together as you gather around your decorated Christmas tree.



for the box




Choose your favourite tag, cut it out and attach it to your Adorn & Adore box.



**ADORN *and* ADORE
BOX**



**ADORN *and* ADORE
BOX**



**ADORN *and*
ADORE BOX**

